

# Metropolitan Transportation Commission Programming and Allocations Committee

April 8, 2015

Resolution Nos. 3880, Revised, 3881, Revised and 4179, Revised

**Subject:** Cycle 4 Lifeline Transportation Program

**Background:** MTC's Lifeline Transportation Program funds projects that improve mobility for the region's low-income communities. The program is administered by the nine county congestion management agencies (CMAs), and in Santa Clara County via a joint arrangement between the CMA and the County. Today's item proposes programming of approximately \$59 million in Lifeline Transportation Program Cycle 4 funds.

### **Current Funding Cycle Overview and Status**

In October 2014, MTC adopted Resolution No. 4159, which established guidelines for Cycle 4 of the Lifeline Transportation Program. The target programming amount for Cycle 4 is \$65 million, which includes three years of funding (FY2013-14 to FY2015-16). The funding sources include approximately \$25 million in Proposition 1B Transit funds, \$31 million in State Transit Assistance (STA) funds, and \$9 million in FTA Section 5307 Urbanized Area Job Access and Reverse Commute (JARC) funds.

In March 2015, the Commission approved \$4.9 million for select Proposition 1B projects that were aiming to meet an early Caltrans deadline for bond sale proceeds. This month staff recommends programming most of the remainder of the Lifeline Transportation Program Cycle 4 funds.

### **Project Selection Process**

Following the release of the guidelines and fund estimate in October, the CMAs initiated their project selection processes for the STA and Section 5307 JARC funds. Using the criteria from the MTC program guidelines, each county evaluated the project proposals they received, and obtained Board approval for their county projects. The counties' board-approved programs of projects were forwarded to MTC by the deadline of March 13, 2015.

Proposition 1B Transit funds can only be used for capital projects that serve public transportation purposes, and transit operators are the only eligible recipients. The transit operators programmed funds to capital projects that are consistent with the Lifeline Transportation Program and goals, and are eligible for the funds. For the projects being considered this month, the CMAs have concurred with the proposed projects in their respective counties, and confirmed that they are consistent with the Lifeline Transportation Program and goals.

### **Recommended Program**

The Cycle 4 Program includes 54 recommended projects totaling \$64 million. The program includes a mix of transit operating and capital projects, and a number of shuttle or specialized transportation services that benefit low-income residents in the region. The recommended funding and projects are listed in Attachment A of MTC Resolution 4179, Revised (attached). Attachment A summarizes the types of projects that are recommended to receive funding and the funding amounts.

**Resolution Nos. 3880, Revised, 3881, Revised and 4179, Revised**

The Transportation Authority of Marin is deferring the programming of \$1 million in STA and Section 5307 JARC funds to coincide with the timing of their Community-Based Transportation Plan update. Therefore, staff will return to the Commission in July 2015 with Marin County's projects.

**Issues:**

1) Fund Availability

Several fund sources are affected by state and federal appropriations actions:

- **JARC** – The amount of FY2015-16 Section 5307 JARC funds from the Federal Transit Administration is based on estimates and is subject to Congressional reauthorization or an extension of MAP-21, and to the appropriation of FY2016 funds. Staff will work with the CMAs to revise the program of projects if appropriation amounts differ from estimates.
- **STA** – FY2015-16 STA revenues may be lower than the revenue estimates used in the Lifeline program guidelines due to recent low gas prices. The actual amount will not be known until sometime after July 1, 2016. Therefore until further notice, sponsors may only claim up to 95 percent of each county's STA amount. The counties have each programmed 95 percent of their county's STA amount, and have developed a contingency plan for the remaining five percent should it be available. This is reflected in Attachment A of Resolution 4179.
- **Proposition 1B** - The timing of state bond sales is uncertain. Staff continues to encourage agencies to submit requests, to be well-positioned once state funding becomes available.

2) The Solano Transportation Authority is expected to consider the Solano County program of projects on April 15, 2015; the projects proposed for Solano County is contingent on their Board approval.

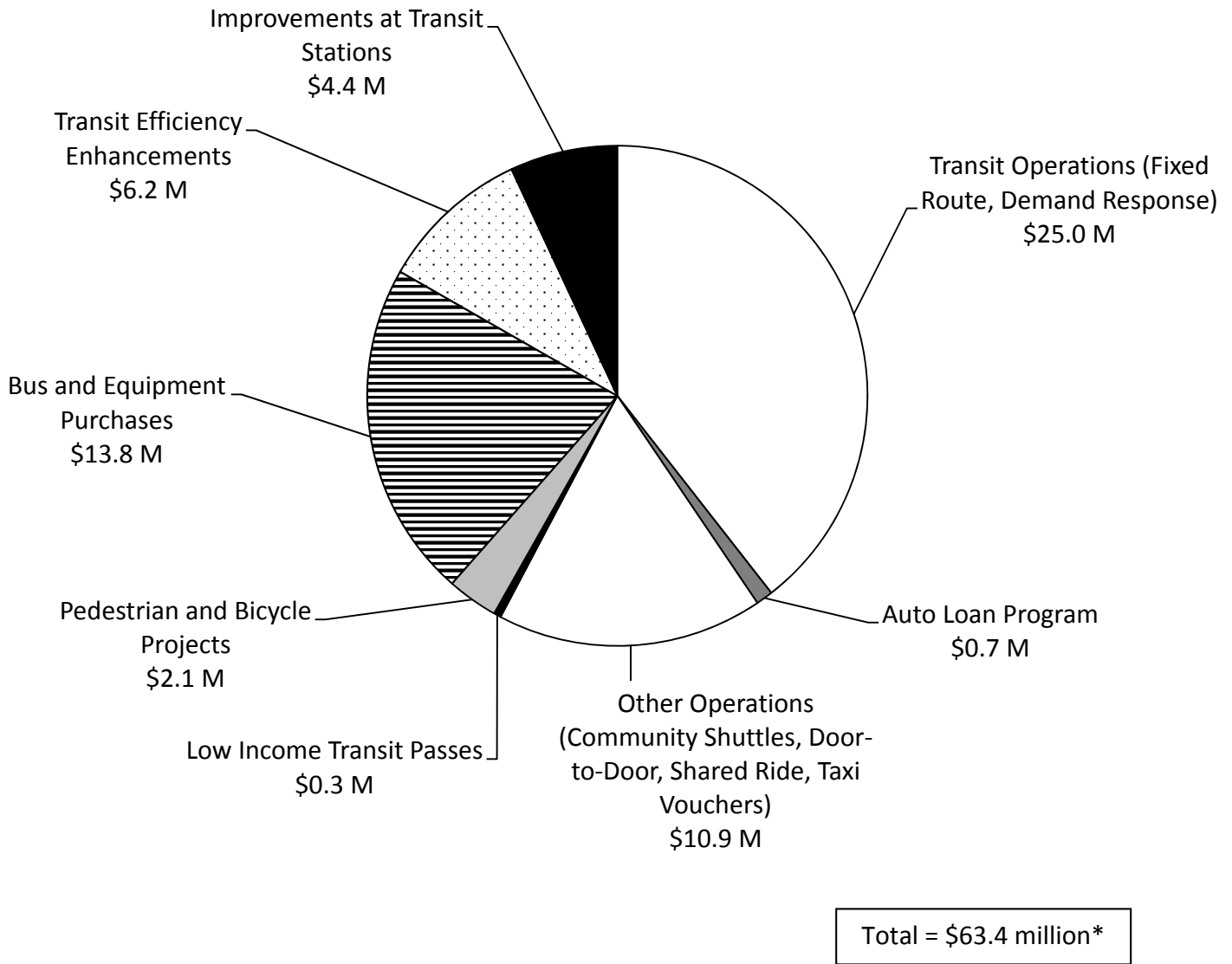
3) Two bicycle/pedestrian facility projects in the cities of Napa and Calistoga were proposed to receive STA funds by the Napa County Lifeline Program Administrator, but MTC staff has determined that the projects are not eligible for STA funds. The County Lifeline Program Administrator is working to identify local fund exchange opportunities; if successful, the projects will be brought to the Commission for approval at a future meeting.

**Recommendation:** Refer MTC Resolution Nos. 3880, Revised, 3881, Revised and 4179, Revised to the Commission for approval.

**Attachments:** Attachment A – Recommended Cycle 4 Amounts by Project Type  
MTC Resolution Nos. 3880, Revised, 3881, Revised and 4179, Revised.

# Attachment A

## Recommended Cycle 4 (STA, 5307 JARC, Prop 1B) Amounts by Project Type



\* Does not include \$700,000 for MTC Regional Means-Based Transit Fare Pricing Study

Date: December 17, 2008  
W.I.: 1515  
Referred by: PAC  
Revised: 04/22/09-C 11/18/09-C  
02/24/10-C 04/28/10-C  
02/23/11-C 05/25/11-C  
06/22/11-C 10/26/11-ED  
01/25/12-ED 02/22/12-C  
05/23/12-C 06/27/12-C  
10/24/12-C 12/19/12-C  
02/27/13-C 12/18/13-C  
07/23/14-C 12/17/14-C  
03/25/15-C 04/22/15-C

ABSTRACT

Resolution No. 3880, Revised

This resolution adopts priorities for the Proposition 1B – Regional Transit Program for the San Francisco Bay Area.

Attachment A Proposition 1B Transit Population-based Funds Project List

Attachment B Allocation Principles for Proposition 1B Transit Population-based Funds

Attachment A of this resolution was amended on April 22, 2009 to include requests for allocations in FY2008-09 – Round Two.

Attachment A of this resolution was amended on November 18, 2009 to include requests for allocations for remaining FY2007-08 and FY2008-09 funds.

Attachment A of this resolution was amended on February 24, 2010 to include requests for allocations for FY2009-10 – Round One, and to establish a pro rata distribution formula for the \$2.6 million in available bond proceeds for remaining FY2007-08 and FY2008-09 allocation requests.

Attachment A of this resolution was amended on April 28, 2010 to include requests for allocations for FY2009-10 – Round Two.

Attachment A of this resolution was amended on February 23, 2011 to include requests for allocations for FY2010-11 – Round One.

## ABSTRACT

MTC Resolution No. 3880, Revised

Page 2

Attachment A of this resolution was amended through Commission action on May 25, 2011 to include requests for allocations in FY2009-10 and FY010-11.

Attachment A of this resolution was amended through Commission action on June 22, 2011 to include a request for allocation of \$17.5 million for the BART Fixed Guideway Project in FY 2010-11 as part of a funding exchange between AC Transit, BART, and SFMTA's Central Subway urban core project.

Attachment A of this resolution was amended through Executive Director Administrative Authority on October 26, 2011 to move population-based, PTMISEA funds from CCCTA's Diablo Valley Transit Center project, which MTC approved in 2007 and has since been completed, to the following rolling stock replacement projects: \$305,146 to the Bus Replacement Program in FY2008-09; and \$278,948 to the Van Replacement Program in FY2009-10.

Attachment A of this resolution was amended through Executive Director Administrative Authority on January 25, 2012 to reprogram \$675,734 in population-based, PTMISEA funds for SFMTA's Persia Triangle Improvements from FY2008-09 to FY2009-10.

Attachment A of this resolution was amended through Commission action on February 22, 2012 to update the project title for BART's request for \$17.5 million in FY2010-11 population-based, PTMISEA funds. The project title was changed from Fixed Guideway Project to Train Control Switch Machine Replacement.

Attachment A of this resolution was amended through Commission action on May 23, 2012 to include requests for allocations for FY2010-11 funds available through Cycle 3 of the Lifeline Transportation Program. Footnotes were also added to clarify allocation years for specific projects.

Attachment A of this resolution was amended through Commission action on June 27, 2012 to include requests for allocations for FY2010-11 funds available through Cycle 3 of the Lifeline Transportation Program for SFMTA and VTA. Additionally, Attachment A was amended to include a request for \$397,194 in FY2010-11 funds for a Union City project for Replacement CNG Buses.

Attachment A of this resolution was amended through Commission action on October 24, 2102 to reflect programming changes to projects, which include the BART's Earthquake Safety Program and Oakland Airport Connector; AC Transit's Bus Purchase and Procurement projects; CCCTA's Bus Stop

Access and Amenity Improvements and Bus Purchase projects; and SFMTA's Randolph/Farallones/Orizaba Transit Access Improvements and Central Subway projects.

Attachment A of this resolution was amended through Commission action on December 19, 2012 to reflect programming changes for FY2007-08 and FY2010-11 funds available through Cycles 2 and 3 of the Lifeline Transportation Program for SFMTA and BART.

Attachment A of this resolution was amended through Commission action on February 27, 2013 to reflect the programming of FY2010-11 funds for SolTrans.

Attachment A of this resolution was amended through Commission action on December 18, 2013 to reflect Third Cycle Lifeline Program revisions for FY2010-11 funds for AC Transit.

Attachment A of this resolution was amended through Commission action on July 23, 2014 to reflect the programming of FY2014-15 funds for multiple operators as well as scope revisions to previous allocations.

Attachment A of this resolution was amended through Commission action on December 17, 2014 to reflect the programming of FY2014-15 funds for LAVTA.

Attachment A of this resolution was amended through Commission action on March 25, 2015 to include requests for allocations for FY2014-15 funds available through Cycle 4 of the Lifeline Transportation Program for AC Transit, NCTPA and CCCTA.

Attachment A of this resolution was amended through Commission action on April 22, 2015 to include requests for allocations for the remaining FY2014-15 funds available through Cycle 4 of the Lifeline Transportation Program.

Further discussion of this action is contained in the MTC Executive Director's Memorandum dated December 10, 2008 and the PAC summary sheets dated April 8, 2009, November 4, 2009, February 10, 2010, April 14, 2010, February 9, 2011, May 11, 2011, June 8, 2011, February 8, 2012, May 9, 2012, June 13, 2012, October 10, 2012, December 12, 2012, February 13, 2013, December 11, 2013, July 9, 2014, December 10, 2014, March 11, 2015 and April 8, 2015.

Date: December 17, 2008  
W.I.: 1515  
Referred by: PAC

RE: Proposition 1B Transit Population-based Funds

METROPOLITAN TRANSPORTATION COMMISSION  
RESOLUTION NO. 3880

WHEREAS, the Metropolitan Transportation Commission (MTC) is the regional transportation planning agency for the San Francisco Bay Area pursuant to Government Code Section 66500 *et seq.*; and

WHEREAS, MTC has adopted, pursuant to Government Code Sections 66508 and 65080, a Regional Transportation Plan (RTP); and

WHEREAS, Senate Bill 1266 (Statutes 2006, Chapter 25) establishes the Public Transportation Modernization, Improvement, and Service Enhancement Account as part of the Highway, Safety, Traffic Reduction, Air Quality, and Port Security Fund of 2006 (Government Code 8879.20 *et seq.*) ; and

WHEREAS, MTC is the recipient of the population-based funding in the Public Transportation Modernization, Improvement, and Service Enhancement Account and State Transit Assistance (STA) funds pursuant to Public Utilities Code Section 99313 and 99314; and

WHEREAS, MTC is the recipient of the population-based State Transit Assistance (STA) funds pursuant to Public Utilities Code Section 99312; and

WHEREAS, MTC has adopted Resolution 3814, a Programming Framework for the Proposition 1B Regional Transit Funding Program, including additional STA base and Proposition 42 funding estimated to be available between FY2008-09 and FY2017-18 after meeting existing commitments; and


WHEREAS, staff has prepared a Proposition 1B – Transit population-based funding allocation request list, Attachment A, for submittal to Caltrans and based on the programming framework established in Resolution 3814, said attachment attached hereto and incorporated herein as though set forth at length; and now, therefore, be it

RESOLVED, that MTC adopts Proposition 1B Transit Population-based Funds, attached hereto as Attachment A, and finds it consistent with the RTP; and, be it further

RESOLVED, that the Executive Director is authorized to make changes to Attachments A and B, including revisions to existing allocation requests up to \$1,000,000, and authorize new allocations up to \$500,000 to conform to sponsor requests; and Caltrans and State Controller's actions; and, be it further

RESOLVED, that the Executive Director shall forward a copy of this resolution, and such other information as may be required to Caltrans and to such other agencies as may be appropriate.

METROPOLITAN TRANSPORTATION COMMISSION

  
\_\_\_\_\_  
Bill Doda, Chair

The above resolution was entered into by the Metropolitan Transportation Commission at a regular meeting of the Commission held in Oakland, California, on December 17, 2008.



Sponsor	Project	Category			Population-based Total	MTC Approval Date
		Lifeline	Urban Core	Small Operators/ North Counties		
<b>FY2007-08 Allocations</b>						
MTC	TransLink® *	2,420,000			2,420,000	12/19/07
MTC	Regional Transit Connectivity*	9,858,000			9,858,000	12/19/07
BART	BART Earthquake Safety Program		11,000,000		11,000,000	12/19/07, 7/22/09
BART	BART Earthquake Safety Program		199,000		199,000	09/26/12
CCCTA	Diablo Valley Transit Center			1,089,177	1,089,177	12/19/07
CCCTA	Diablo Valley Transit Center			(584,094)	(584,094)	10/26/11
CCCTA	Bus Purchase			305,146	305,146	10/26/11
CCCTA	Bus Purchase**			278,948	278,948	10/26/11
ECCTA	Bus Purchase			607,111	607,111	12/19/07
Fairfield/Suisun Transit	Bus Purchase			400,000	400,000	12/19/07
GGBHTD	Maintenance Facility Improvements			414,019	414,019	12/19/07
LAVTA	Bus Rapid Transit - Route 10			429,294	429,294	12/19/07
Marin Transit	Shuttle Vehicles			151,610	151,610	12/19/07
NCTPA	Bus Purchase			300,170	300,170	12/19/07
VTA	Line 522/523 Bus Rapid Transit		9,726,977		9,726,977	12/19/07
Santa Rosa Citybus	Bus Purchase			501,869	501,869	12/19/07
Sonoma County Transit	Bus Purchase			569,657	569,657	12/19/07
Union City	Bus Purchase			158,878	158,878	12/19/07
Vacaville City Coach	Bus Purchase			240,000	240,000	12/19/07
Vallejo Transit	Bus Purchase			304,082	304,082	12/19/07
WestCat	Bus Purchase			150,701	150,701	12/19/07
AC Transit	Bus Purchase	2,998,588			2,998,588	04/23/08
AC Transit	Bus Purchase	(1,276,730)			(1,276,730)	09/26/12
AC Transit	Bus Procurement	1,276,730			1,276,730	09/26/12
BART	Ashby BART Station Elevator	2,000,000			2,000,000	04/23/08
BART	Ashby BART Station Elevator	(270,954)			(270,954)	12/19/12
LAVTA	LAVTA Bus Shelters	100,000			100,000	04/23/08
BART	Oakland Airport Connector		13,000,000		13,000,000	07/22/09
BART	Oakland Airport Connector		(199,000)		(199,000)	09/26/12
BART	MacArthur Transit Village Plaza Improvements	270,954			270,954	12/19/12
<b>FY2007-08 Subtotal</b>		<b>17,376,588</b>	<b>33,726,977</b>	<b>5,316,568</b>	<b>56,420,133</b>	

\*The Commission adopted the above projects as part of Resolution 3834, which was last revised on July 22, 2009. Projects are listed here for informational purposes.

\*Allocations to MTC Regional Programs increase Lifeline Program access to STA flexible funds - up to \$32 million will be exchanged per Resolution 3814.

\*\*Funds for CCCTA requested to reprogram funds from cost savings on the Diablo Valley Transit Center project to a FY2009-10 Bus Purchase, however the \$278,948 is from FY2007-08.

Sponsor	Project	Lifeline	Urban Core	Small Operators/ North Counties	Population-based Total	MTC Approval Date
<b>FY2008-09 Allocations</b>						
BART	BART Pittsburg/Bay Point Station Improvements	320,000			320,000	12/17/08
BART	eBART		3,999,373		3,999,373	12/17/08
BART	Intermodal Access Improvements at West County BART Stations	482,251			482,251	12/17/08
BART	BART Balboa Park Station Westside Entrance and Walkway	1,153,610			1,153,610	12/17/08
CCCTA	Bus Stop Access and Amenity Improvements - Martinez	100,000			100,000	12/17/08
CCCTA	Bus Stop Access and Amenity Improvements - Martinez	(32,885)			(32,885)	09/26/12
CCCTA	Bus Purchase	844,805		613,564	1,458,369	12/17/08
CCCTA	Bus Purchase	32,885			32,885	09/26/12
Dixon	Bus Purchase	75,000			75,000	12/17/08
ECCCTA	Bus Purchase			342,003	342,003	12/17/08
ECCCTA	Bus Shelters and Amenities for Communities of Concern	200,000			200,000	12/17/08
Fairfield	Bus Stop Improvements	300,000			300,000	12/17/08
Fairfield	DART Paratransit Replacement Vehicles	41,600			41,600	12/17/08
Fairfield	Vacaville Bus Shelters	109,800			109,800	12/17/08
GGBHTD	Ferry Terminal Public Restroom Facilities Rehabilitation			318,635	318,635	12/17/08
Healdsburg Transit	Bus Purchase	49,000			49,000	12/17/08
LAVTA	Route 10 Rapid Bus (BRT) Project			241,834	241,834	12/17/08
Marin Transit	Canal Neighborhood Transit Improvements	435,638			435,638	12/17/08
NCTPA	Bus Purchase	274,290		169,094	443,384	12/17/08
Santa Rosa CityBus	Bus Purchase	483,744		131,237	614,981	12/17/08
SFMTA	Central Subway		15,000,000		15,000,000	12/17/08
SFMTA	Randolph/Farallones/Orizaba Transit Access Improvements	480,000			480,000	12/17/08
SFMTA	Randolph/Farallones/Orizaba Transit Access Improvements	(395,000)			(395,000)	09/26/12
SFMTA	SFMTA Persia Triangle Improvements	802,734			802,734	12/17/08
SFMTA	SFMTA Persia Triangle Improvements	(675,728)			(675,728)	01/25/12
SMCTD	East Palo Alto Bus Stop Improvements	72,000			72,000	12/17/08
SMCTD	Van Purchase for Shelter Network	28,000			28,000	12/17/08
Sonoma County	Bus Purchase	483,744			483,744	12/17/08
Union City	Bus Purchase			89,500	89,500	12/17/08
Vallejo	Install Bus Shelters and Stops	361,010			361,010	12/17/08
WestCat	Bus Purchase	69,785			69,785	12/17/08
WestCat	Bus Purchase			84,894	84,894	12/17/08
Petaluma	Bus Purchase			138,021	138,021	04/22/09
SMCTD	Bus Purchase	900,000			900,000	04/22/09
Sonoma County	Bus Purchase			319,596	319,596	04/22/09
Vallejo	Bus Purchase			531,829	531,829	04/22/09
VTA	Hybrid Bus Replacements	2,310,367			2,310,367	11/18/09

Sponsor	Project	Lifeline	Urban Core	Small Operators/ North Counties	Population-based Total	MTC Approval Date
<b>FY2008-09 Allocations</b>						
SFMTA	Central Subway **		1,070,728		1,070,728	11/18/09
BART	BART to Warm Springs **		1,336,440		1,336,440	11/18/09
Healdsburg Transit	Bus Purchase			14,767	14,767	11/18/09
<b>FY2008-09 Subtotal</b>		<b>9,306,650</b>	<b>21,406,541</b>	<b>2,994,974</b>	<b>33,708,165</b>	

\*\*FY2008-09 funds were advanced to these Urban Core projects from the Lifeline category, and the funds returned to Lifeline in FY2009-10. Central Subway's \$1.07 million advance is from Randolph/Farallones/Orizaba Transit Access (\$395,000) and Persia Triangle Improvements (\$675,728). The Warm Springs advance from the Lifeline category had not been assigned to a project.

Sponsor	Project	Lifeline	Urban Core	Small Operators/ North Counties	Population-based Total	MTC Approval Date
<b>FY2009-10 Allocations</b>						
AC Transit	Bus Procurement	458,241			458,241	02/24/10
Alameda County	Meekland Avenue Transit Access Improvements	2,500,000			2,500,000	02/24/10
Alameda County	Hacienda Avenue Transit Access Improvements	160,181			160,181	02/24/10
BART	Environmental Justice Access to Berkeley/North Berkeley BART	224,749			224,749	02/24/10
BART	Richmond Station Improvements	262,549			262,549	02/24/10
BART	Hillcrest Park-and-Ride Lot Improvements	595,328			595,328	02/24/10
BART	Warm Springs Extension		8,338,275		8,338,275	02/24/10
CCCTA	Bus Purchase			616,288	616,288	02/24/10
Fairfield	Bus Stop Improvements	119,088			119,088	02/24/10
Fairfield	Downtown Suisun City/Fairfield Transportation Flex Shuttle	60,000			60,000	02/24/10
GGBHTD	Marin City Transit Hub	75,119			75,119	02/24/10
GGBHTD	Canal Neighborhood Transit Improvements	209,162			209,162	02/24/10
GGBHTD	Larkspur Ferry Channel and Berth Dredging*			320,049	320,049	02/24/10
LAVTA	Bus Engine Rehabilitation			242,907	242,907	02/24/10
NCTPA	Bus Stop Improvements	178,992			178,992	02/24/10
NCTPA	Replacement of Paratransit Vehicles			169,845	169,845	02/24/10
Petaluma	Bus Purchase			132,187	132,187	02/24/10
Santa Rosa CityBus	Hybrid Bus Purchase	331,662		139,861	471,523	02/24/10
SFMTA	Central Subway**		8,338,268		8,338,268	02/24/10
Sonoma County Transit	Replacement CNG Bus Purchase	331,661		319,581	651,242	02/24/10
Union City	Bus Purchase			89,898	89,898	02/24/10
Vallejo	Bus Shelters and Stops	400,004			400,004	02/24/10
WestCat	Real Time Signage Installation			85,271	85,271	02/24/10
SFMTA	Balboa Park Station Improvements	270,819			270,819	04/28/10
SFMTA	Hunter's View Accessibility to Transit Improvements	510,160			510,160	04/28/10
SMCTD	Bus Stop Improvements	196,867			196,867	04/28/10
SMCTD	San Bruno Bus Stop Improvements	201,600			201,600	04/28/10
SMCTD	San Bruno Belle Air Transit Circulation Improvements	151,251			151,251	04/28/10
SMCTD	Bus Purchase - San Bruno	100,000			100,000	04/28/10

Sponsor	Project	Lifeline	Urban Core	Small Operators/ North Counties	Population-based Total	MTC Approval Date
<b>FY2009-10 Allocations</b>						
SMCTD	Daly City Bus Stop Improvements	187,181			187,181	04/28/10
SMCTD	Bus Purchase - Pacifica	56,221			56,221	04/28/10
VTA	Paratransit Vehicle and Equipment Purchase	3,475,650			3,475,650	04/28/10
ECCCTA	30 Bus Replacement			343,521	343,521	05/25/11
SFMTA	Central Subway**		216,000		216,000	05/25/11
SFMTA	Balboa Park Station Eastside Connections	592,891			592,891	05/25/11
SFMTA	Randolph/Farallones/Orizaba Transit Access Improvements	395,000			395,000	05/25/11
Sonoma County Transit	Replacement Bus Purchase			14,672	14,672	05/25/11
Vallejo	Intercity Bus Replacement			534,190	534,190	05/25/11
SFMTA	SFMTA Persia Triangle Improvements	675,734			675,734	01/25/12
<b>FY2009-10 Subtotal</b>		<b>12,720,110</b>	<b>16,892,543</b>	<b>3,008,270</b>	<b>32,620,923</b>	

\*GGBHTD's Larkspur Ferry Channel and Berth Dredging project was replaced by the Refurbishment of the MS San Francisco project on 2/23/11 and is listed below in the FY2010-11 Allocation section.

\*\* In Lifeline Cycle 2, FY2009-10 funds totaling \$216,000 were advanced to the Urban Core category from the Lifeline category. In April 2015, the funds will be returned to Lifeline using \$216,000 in SFMTA's FY2015 Proposition 1B Revenue-Based funds.

Sponsor	Project	Lifeline	Urban Core	Small Operators/ North Counties	Population-based Total	MTC Approval Date
<b>FY2010-11 Allocations</b>						
BART	BART Warm Springs Extension		6,987,098		6,987,098	02/23/11
BART	eBART		12,662,433		12,662,433	02/23/11
CCCTA	Rolling Stock Replacement			1,463,184	1,463,184	02/23/11
CCCTA	Facility Rehabilitation			1,259,757	1,259,757	02/23/11
GGBHTD	Refurbishment of the MS San Francisco*			320,049	320,049	02/23/11
GGBHTD	Purchase One 34-Passenger Shuttle			365,000	365,000	02/23/11
GGBHTD	Purchase One 18-Passenger Shuttle			102,716	102,716	02/23/11
GGBHTD	Purchase 14 Vehicles			546,355	546,355	02/23/11
GGBHTD	Bus Stop Revitalization			400,000	400,000	02/23/11
LAVTA	Engine Rehabilitation and Replacement Buses			1,073,235	1,073,235	02/23/11
NCTPA	Farebox Replacement Modernization Project			750,425	750,425	02/23/11
Santa Rosa CityBus	Replacement Buses			889,008	889,008	02/23/11
SFMTA	Central Subway		37,167,911		37,167,911	02/23/11
Sonoma County Transit	Replacement Bus Purchase			1,471,964	1,471,964	02/23/11
VTA	Santa Clara Line 522/523 Bus Rapid Transit		10,000,000		10,000,000	02/23/11
WestCat	Bus Purchase			376,753	376,753	02/23/11
WestCat for Petaluma	Facilities Upgrade and Bus Purchase			317,844	317,844	02/23/11
ECCCTA	30 Bus Replacement			1,517,777	1,517,777	05/25/11
BART	Train Control Switch Machine Replacement** and/or Speed Frater Switch Machine Replacement, BART Mainline Cover Board Antenna Replacement, BART Mainline Signal Light Replacement		17,500,000		17,500,000	Approved 6/22/2011 Scope change approved 7/23/14
AC Transit	Contra Costa College Transit Center Improvements	160,000			160,000	05/23/12
AC Transit	Contra Costa College Transit Center Improvements	500,000			500,000	12/18/13

Sponsor	Project	Lifeline	Urban Core	Small Operators/ North Counties	Population-based Total	MTC Approval Date
<b>FY2010-11 Allocations</b>						
AC Transit	Diesel Electric Hybrid Articulated Buses for Rapid Service and/or design and construction of the East Bay Bus Rapid Transit Project	5,040,000			5,040,000	Approved 5/23/2012 Scope change approved 7/23/14
AC Transit	Internal Text Messaging Signs	(500,000)			(500,000)	12/18/13
AC Transit	Internal Text Messaging Signs	500,000			500,000	05/23/12
AC Transit	San Leandro BART Station Terminus	2,703,487			2,703,487	05/23/12
BART	Bicycle Station and Locker Parking	659,650			659,650	05/23/12
BART	Bus Shelter Program for ADA riders	100,000			100,000	05/23/12
BART	Concord Intermodal Improvements	400,000			400,000	05/23/12
BART	Richmond Eastside Intermodal Improvements	1,500,000			1,500,000	05/23/12
BART	Wayfinding Signage and Real-Time Display	5,513,360			5,513,360	05/23/12
CCCTA	Rolling Stock Replacement	484,534			484,534	05/23/12
ECCCTA	A&E for PnR Lot in NW Antioch	327,019			327,019	05/23/12
Fairfield	Local Bus Replacement	547,328			547,328	05/23/12
GGBHTD	Advanced Communications and Information System	492,729			492,729	05/23/12
GGBHTD	Marin County Bus Stop Improvements	985,000			985,000	05/23/12
LAVTA	Bus Stop Repair/Refurbishment	240,910			240,910	05/23/12
NCTPA	Napa Valley College Northbound Shelter Project	213,647			213,647	05/23/12
NCTPA	Three Paratransit Vehicles	192,000			192,000	05/23/12
NCTPA	Two replacement buses for American Canyon Transit	192,000			192,000	05/23/12
Santa Rosa CityBus	Vehicle Replacement and Transit Improvements	1,268,194			1,268,194	05/23/12
SMCTD	Replacement of 1998 Gillig Buses	2,272,697			2,272,697	05/23/12
SolTrans	Intercity Bus Replacement	1,000,000			1,000,000	05/23/12
Sonoma County Transit	CNG Bus Replacement & Bus Stop Enhancements	593,864			593,864	05/23/12
WestCat	Purchase and Installation of Bus Shelters	147,335			147,335	05/23/12
WestCat for Petaluma	Bus Stop Improvements - City of Petaluma	76,734			76,734	05/23/12
SFMTA	8X Mobility Maximization	9,310,080			9,310,080	06/27/12
SFMTA	8X Mobility Maximization	(4,025,080)			(4,025,080)	12/19/12
SFMTA	Mission Mobilization Maximization	2,413,350			2,413,350	06/27/12
SFMTA	Mission Mobilization Maximization	2,643,541			2,643,541	12/19/12
VTA	Santa Clara/Alum Rock Rapid Transit Bus Purchase	9,186,049			9,186,049	06/27/12
Union City	Replacement CNG Buses			397,194	397,194	06/27/12
SFMTA	Mission Bay Loop	1,381,539			1,381,539	12/19/12
SolTrans	Solano Express Bus Replacement			2,360,208	2,360,208	02/27/13
<b>FY2010-11 Subtotal</b>		<b>46,519,967</b>	<b>84,317,442</b>	<b>13,291,420</b>	<b>144,128,829</b>	

\*GGBHTD's Refurbishment of the MS San Francisco project replaces the previously submitted project, Larkspur Ferry Channel and Berth Dredging. The MTC approval date for the Refurbishment project is 2/23/11, however the funding is from FY2009-10.

\*\*The \$17.5M for BART's Train Control Switch Machine Replacement project is part of a 1:1 funding exchange between AC Transit, BART and SFMTA that MTC approved on June 22, 2011 (see also MTC Reso. 3831, Revised). Through this exchange, SFMTA will receive \$17.5M in CMAQ funding instead of Prop 1B PTMISEA Urban Core funding.

\*\*\* On 12/18/13, \$500,000 in Proposition 1B funding was transferred from AC Transit's Internal Text Messaging Signs project to the Contra Costa College Transit Center Improvements project, due to cost savings on the Internal Text Messaging Signs project and will allow the scope of the Transit Center Improvements project to include real-time displays and amenities upgrades.

Sponsor	Project	Lifeline	Urban Core	Small Operators/ North Counties	Population-based Total	MTC Approval Date
<b>FY2014-15 Allocations</b>						
BART	BART to Warm Springs Extension		160,319		160,319	07/23/14
BART	East Contra Costa BART Extension		160,319		160,319	07/23/14
CCCTA	Rolling Stock			1,453,214	1,453,214	07/23/14
ECCCTA	Rolling Stock Replacements			810,026	810,026	07/23/14
Fairfield	Fairfield/Vacaville Intermodal Station			1,259,623	1,259,623	07/23/14
GGBHTD	Marin Transit Purchase 4 30ft Transit Vehicle			300,000	300,000	07/23/14
GGBHTD	Marin Transit Purchase 16 ADA Paratransit Vehicles			271,810	271,810	07/23/14
NCTPA	VINE Transit CAD/AVL System			400,496	400,496	07/23/14
Santa Rosa CityBus	ADA Improvements, Safety Modifications and Vehicle Replacements			495,807	495,807	07/23/14
Sonoma County Transit	CNG Bus Replacements			762,391	762,391	07/23/14
WestCat	Bus Purchase			201,070	201,070	07/23/14
WestCat for Petaluma	Replace (4) 40' low floor transit buses - CNG			171,465	171,465	07/23/14
SFMTA	Central Subway		19,660,756		19,660,756	07/23/14
VTA	VTA Santa Clara/Alum Rock Corridor BRT		24,802,176		24,802,176	07/23/14
Union City	Replacement Transit Buses			211,979	211,979	07/23/14
LAVTA	FY2014-15 Bus Replacement Project			572,778	572,778	12/17/14
AC Transit	Vehicle Replacements	4,299,828			4,299,828	03/25/15
CCCTA	City of Concord - Bus Stop Access Improvements	255,194			255,194	03/25/15
NCTPA	VINE Transit CAD/AVL System	299,070			299,070	03/25/15
LAVTA	Transit Center Upgrades and Improvements	125,625			125,625	04/22/15
BART	19th Street Wayfinding and Lighting	2,072,000			2,072,000	04/22/15
ECCTA	Replacement and Expansion Vehicles	178,754			178,754	04/22/15
WestCat	Dial-A-Ride Replacement Vehicles	81,113			81,113	04/22/15
BART	Lighting Enhancements at El Cerrito del Norte	1,312,326			1,312,326	04/22/15
GGBHTD	Novato Transit Facility at Redwood Boulevard and Grant Ave.	787,196			787,196	04/22/15
SFMTA	Van Ness Bus Rapid Transit (BRT)	6,189,054			6,189,054	04/22/15
BART	Wayfinding Signage and Pit Stop Initiative	1,220,326			1,220,326	04/22/15
SamTrans	Fixed Route Bus Procurement	1,230,533			1,230,533	04/22/15
VTA	Replacement Vehicles	4,832,062			4,832,062	04/22/15
SolTrans	Replacement Vehicles	899,217			899,217	04/22/15
Santa Rosa CityBus	Lifeline Vehicle Replacement	671,975			671,975	04/22/15
Sonoma County Transit	CNG Bus Purchase	373,086			373,086	04/22/15
<b>FY2014-15 Subtotal</b>		24,827,359	44,783,570	6,910,659	76,521,588	
<b>Total</b>		110,750,674	201,127,073	31,521,891	343,399,638	

Date: January 28, 2009  
W.I.: 1311  
Referred by: PAC  
Revised: 05/27/09-C 10/28/09-C  
12/16/09-C 02/24/10-C  
04/28/10-C 07/28/10-C  
05/25/11-C 11/16/11-C  
01/25/12-C 12/19/12-C  
04/22/15-C

ABSTRACT

Resolution No. 3881, Revised

This resolution adopts the FY 2009 through FY 2011 Program of Projects for MTC's Second-Cycle Lifeline Transportation Program, funded with State Transit Assistance (STA), Proposition 1B Transit and Job Access Reverse Commute (JARC) funds.

The evaluation criteria established in Resolution 3860 were used by the county entities administering the program to develop the program of projects.

The following attachments are provided with this resolution:

Attachment A — Second-Cycle Lifeline Transportation Program of Projects -  
FY2009-2011

This resolution was revised on May 27, 2009 to amend Attachment A to incorporate changes to STA-funded projects based on STA reductions in the final FY2009 state budget, and adds two new projects – new transit and shuttle service in Napa County and a SamTrans bus purchase in San Mateo County.

This resolution was revised on October 28, 2009 to amend Attachment A to revise and add STA funds to the Balboa Park Station entrance project in San Francisco County and to incorporate Proposition 1B-funded projects in Santa Clara County.

This resolution was revised December 16, 2009 to add the Tier 2 program of projects.

This resolution was revised February 24, 2010, to revise funding amounts of Tier 2 Proposition 1B-funded projects to reflect actual state appropriations for FY2009-10 and to add four new Tier 2 projects in San Mateo County.



This resolution was revised April 28, 2010, to add Tier 2 funds to three existing projects and one new project in San Francisco County and to three existing projects in Santa Clara County.

This resolution was revised July 28, 2010, to adjust previously awarded Tier 2 JARC funding amounts based on federal FY2010 appropriations, add five new JARC-funded projects selected by Caltrans in small urbanized areas, and reprogram Tier 2 STA funds in San Mateo County following the discontinuation of the Family Service Agency's Transportation Reimbursement Independence Program.

This resolution was revised on May 25, 2011 to approve new Santa Clara County Lifeline Transportation Program projects.

This resolution was revised on November 16, 2011 to amend Attachment A to make corrections to the FY2005-06 through FY2007-08 Lifeline Transportation program of projects.

This resolution was revised on January 25, 2012 to adjust previously programmed JARC funding amounts in Alameda County.

This resolution was revised on December 19, 2012 to amend Attachment A to approve new projects in Alameda and Napa counties, funded with savings achieved from other projects.

This resolution was revised on April 22, 2015 to amend Attachment A to reprogram \$216,000 in San Francisco County Proposition 1B funds from the San Bruno Transit Preferential Streets (TPS) project to the Potrero Hill Pedestrian Safety and Transit Stop Improvements project.

Further discussion of this action is contained in both the MTC Executive Director's Memorandum to the Programming and Allocations Committee and the Programming and Allocations Committee summary sheet dated January 14, 2009, May 13, 2009, October 14, 2009,

December 9, 2009, February 10, 2010, April 14, 2010, July 14, 2010, May 11, 2011, November 9, 2011, January 11, 2012, December 12, 2012 and April 8, 2015.

Date: January 28, 2009  
W.I.: 1311  
Referred by: PAC

RE: Second-Cycle Lifeline Transportation Program of Projects – FY 2009 - FY 2011

METROPOLITAN TRANSPORTATION COMMISSION  
RESOLUTION NO. 3881

WHEREAS, the Metropolitan Transportation Commission (MTC) is the regional transportation planning agency for the San Francisco Bay Area pursuant to Government Code § 66500 et seq.; and

WHEREAS, MTC adopted Resolution 3860, which establishes program guidelines to be used for the funding and oversight of the Second-Cycle of the Lifeline Transportation Program, Fiscal Years 2009-2011; and


WHEREAS, MTC used the process and criteria set forth in Attachment A of Resolution 3860 to fund a Program of Projects for the Second-Cycle Lifeline Transportation Program with State Transit Assistance (STA), Proposition 1B Transit and Job Access Reverse Commute (JARC) and funds;

WHEREAS, the Second-Cycle Lifeline Transportation Program of Projects is set forth in Attachment A of this resolution, attached hereto and incorporated herein as though set forth at length; now therefore be it

RESOLVED, that MTC approves the Program of Projects for the Second-Cycle Lifeline Transportation Program, as set forth in Attachment A of this resolution; and be it further

RESOLVED, that the Executive Director shall forward a copy of this resolution, and such other information as may be required, to the Governor, Caltrans, and to such other agencies as may be appropriate.

METROPOLITAN TRANSPORTATION COMMISSION

  
\_\_\_\_\_  
Bill Dodd, Chair

The above resolution was entered into by the Metropolitan Transportation Commission at a regular meeting of the Commission held in Oakland, California, on January 28, 2009.

**Second-Cycle Lifeline Program of Projects - Tier 1 & 2 (FY 2009-2011)**

#	Project	Project Sponsor	Project Description	Tier 1 Funding Sources			Tier 1 Total	Tier 2 Funding Sources			Tier 2 Total	TOTAL Lifeline Funding	Notes
				STA	1B	JARC		STA	1B	JARC			
<b>Alameda County</b>													
1	San Leandro LINKS Shuttle	San Leandro Transportation Management Organization	Provide service from San Leandro BART to employment and family services in San Leandro			370,000	370,000				-	370,000	(m) revised 01/25/12
2	Quicker, Safer Trip to the Library	BART/Oakland Public Library - West Oakland	Continued shuttle service for Oakland pre-school and schoolchildren, teachers and parents to the W. Oakland Library	219,000			219,000				-	219,000	(e)
3	AC Transit existing service preservation in communities of concern	AC Transit	Continue existing services on Lines 63, 47, 40, 91, 93 serving Alameda, Oakland, San Leandro, Ashland, Cherryland, San Leandro, and S. Hayward	4,219,210			4,219,210	989,330		876,186	1,865,516	6,084,726	revised 07/28/10
4	Neighborhood bicycle centers	East Bay Bicycle Coalition/Cycle of Change	Fund bike distribution and education programs in Oakland and Alameda			349,000	349,000				-	349,000	(m) revised 01/25/12
5	WHEELS Route 14 Service Provision	LAVTA	Continue service from residential Livermore to downtown business areas and regional transit to Livermore Transit Center	89,000		67,494	156,494			345,563	345,563	502,057	(i) revised 07/28/10
6	Ashby BART Station elevator	BART	Install elevator at the Ashby BART Station in conjunction with the Ed Roberts Campus		1,729,046		1,729,046				-	1,729,046	(a) revised 12/19/12
7	Bus shelters	LAVTA	Install bus shelters		100,000		100,000				-	100,000	(a)
8	Bus purchase	AC Transit	Purchase AC Transit rolling stock buses		2,998,588		2,998,588				-	2,998,588	(a)
9	Meekland Avenue Transit Access Improvements	Alameda County	Bus access improvements on Meekland Avenue including sidewalk, ADA ramp, bulb outs, and lighting				-		2,500,000		2,500,000	2,500,000	(f) added 12/16/09
10	Hacienda Avenue Transit Access Improvements	Alameda County	Bus access improvements, including sidewalks and high visibility pedestrian crossings on Hacienda Ave between Hathaway Ave and Hesperian Blvd.				-		160,181		160,181	160,181	(f) added 12/16/09
11	Environmental Justice Access to BART	BART	Install secure bike parking at North Berkeley and Berkeley stations				-		224,749		224,749	224,749	revised 2/24/10
12	WHEELS Route 14 Civic Center Busway and Stops	LAVTA	Construct turnaround busway and two bus stops with shelters and benches at Civic Center, adjacent to housing, employment, and social services.				-	150,000			150,000	150,000	added 12/16/09
13	MacArthur BART Station Plaza Improvement	BART	Station improvements including bike racks, tactile path and wayfinding from bus loading through the plaza to the station entrance and accessible fare gates, and other upgrades		270,954		270,954				-	270,954	added 12/19/12
<b>County Bid Target</b>				4,527,210	5,098,588	786,582	10,412,380	1,139,330	2,884,930	1,221,749	5,246,009	15,658,389	
<b>Proposed Programming</b>				4,527,210	5,098,588	786,494	10,412,292	1,139,330	2,884,930	1,221,749	5,246,009	15,658,301	
<b>Unprogrammed Balance</b>				-	-	88	88	-	-	-	-	88	

**Second-Cycle Lifeline Program of Projects - Tier 1 & 2 (FY 2009-2011)**

#	Project	Project Sponsor	Project Description	Tier 1 Funding Sources			Tier 1 Total	Tier 2 Funding Sources			Tier 2 Total	TOTAL Lifeline Funding	Notes
				STA	1B	JARC		STA	1B	JARC			
<b>Contra Costa</b>													
14	Operating Funding for low income access to health care	Tri-Delta ECCTA	Maintain service on Route 201, which provides service between Bay Point, and central county destinations including medical centers, schools, BART and Sun Valley Mall	118,687		96,759	215,446	23,481		125,398	148,879	364,325	revised 07/28/10
15	Continued operation of County Connection Lifeline routes	CCCTA	Preserve frequency and coverage of Routes 114, 111 & 314 serving the Monument Corridor and BART, as well as Routes 108,116,118 and 308 serving downtown Martinez, medical clinics, County offices,	627,086		120,395	747,481	134,157		126,581	260,738	1,008,219	revised 07/28/10
16	Continued operation of WestCAT C3 Route	WestCAT	Continue C3 service, operating between the Hercules Transit Center & Contra Costa College, with timed connections to Route 11 that operates into Crockett & Rodeo	338,115		21,253	359,368	73,463		23,690	97,153	456,521	revised 07/28/10
17	Maintain existing Lifeline services in western Contra Costa County	AC Transit	Communities of Concern. These routes connect residents to employment centers, retail establishments, schools, social service agencies, and health care.	1,290,604		120,436	1,411,040	288,665		134,243	422,908	1,833,948	revised 07/28/10
18	Bus Shelters	Tri-Delta ECCTA	Procure and install bus shelters and related facilities such as signage, schedule holders, trash receptacles, lighting and minor site improvements in the Pittsburg/Bay Point/Antioch and Brentwood communities of concern.		200,000		200,000				-	200,000	
19	Rolling Stock for County Connection Lifeline routes	CCCTA	Provide funds for replacement rolling stock to preserve service on Routes 108, 111, 114, 116, 118, 308, and 314 serving communities of concern		844,805		844,805				-	844,805	
20	Rolling Stock for WestCAT Lifeline route	WestCAT	Vehicle replacement for Route C3 (see project 14)		69,785		69,785				-	69,785	
21	BART Bay Point/Pittsburg station improvements	BART	Increase lighting throughout the bus intermodal area of the station, and provide static and real time transit information for both bus and BART patrons		320,000		320,000				-	320,000	
22	BART Richmond Station Improvements	BART	Make improvements to the intermodal zone at the Richmond Transit Village (upgrading 13 existing bus shelters and resurfacing the intermodal area).		482,251		482,251		262,549		262,549	744,800	revised 12/16/09
23	County Connection Martinez bus stop improvements and access	CCCTA	Construct an ADA-accessible bus stop, provide bus stop seating at 15 locations, provide transit access improvements and provide two pedestrian-activated lighted crosswalks in Martinez		100,000		100,000				-	100,000	
24	Rolling stock replacement for AC Transit	AC Transit	Replacement buses will operate on routes in and around the Richmond area community of concern and also be interlined with other routes system wide to effectiveness of services to all AC Transit riders				-		458,241		458,241	458,241	revised 2/24/10
25	Hillcrest Park-and-Ride Lot Improvements	BART	Improvements to the Hillcrest Park-and-Ride Lot, including pedestrian and bicycle access improvements for predominantly low-income Tri Delta Transit patrons. New improvements will be consistent with the design and construction of the proposed BART Project				-		595,328		595,328	595,328	revised 2/24/10
<b>County Bid Target</b>				2,374,491	2,016,841	358,843	4,750,175	519,767	1,316,118	409,912	2,245,797	6,995,972	
<b>Proposed Programming</b>				2,374,492	2,016,841	358,843	4,750,176	519,766	1,316,118	409,912	2,245,796	6,995,972	
<b>Unprogrammed Balance</b>				(1)	-	-	(1)	1	-	-	1	-	

**Second-Cycle Lifeline Program of Projects - Tier 1 & 2 (FY 2009-2011)**

#	Project	Project Sponsor	Project Description	Tier 1 Funding Sources			Tier 1 Total	Tier 2 Funding Sources			Tier 2 Total	TOTAL Lifeline Funding	Notes
				STA	1B	JARC		STA	1B	JARC			
<b>Marin</b>													
26	Marin City Transit Hub and Donohue Street ADA improvements	Marin County	Build sheltered community bus stop and transit hub with user amenities including safety lighting, landscaping, informational kiosks, seating, passenger shelter and bike racks.			77,510	77,510		75,119	88,541	163,660	241,170	(d) revised 07/28/10
27	Marin City Community shuttle loop and service to Marin General Hospital	Marin Transit	Provide hourly, day-time service from Marin City to Marin General Hospital and nearby medical offices in Greenbrae.	279,890			279,890	112,270			112,270	392,160	(d) revised 12/16/09
28	Canal Neighborhood transit & Ped Access & safety improvements - phase 2	San Rafael	Provide safe path to transit, improve nonmotorized access and improve traffic operations at 7 intersections in Canal neighborhood of San Rafael.	-	435,638		435,638		209,162		209,162	644,800	(d) revised 12/16/09
29	Ride to school for parents	San Rafael City Schools	Provide regularly scheduled shuttle service (transportation to school meetings and events) for Canal residents who currently have no transportation access to San Pedro Elementary School.	233,000			233,000				-	233,000	(d)
<b>County Bid Target</b>				<b>512,890</b>	<b>435,638</b>	<b>77,510</b>	<b>1,026,038</b>	<b>112,270</b>	<b>284,281</b>	<b>88,541</b>	<b>485,092</b>	<b>1,511,130</b>	
<b>Proposed Programming</b>				<b>512,890</b>	<b>435,638</b>	<b>77,510</b>	<b>1,026,038</b>	<b>112,270</b>	<b>284,281</b>	<b>88,541</b>	<b>485,092</b>	<b>1,511,130</b>	
<b>Unprogrammed Balance</b>				<b>-</b>	<b>-</b>	<b>-</b>	<b>-</b>	<b>-</b>	<b>-</b>	<b>-</b>	<b>-</b>	<b>-</b>	

<b>Napa</b>													
30	Rolling stock acquisition	NCTPA	Bus purchase for replacement rolling stock		274,290		274,290				-	274,290	
31	Napa Shuttle, FlexRIDE Shuttle and VINE Express	NCTPA	Operating assistance for the Napa Shuttle, FlexRIDE Shuttle and VINE Express. These programs provide service to low-income residents, including senior and disabled populations, and provide transportation to training, jobs and services.	322,931		50,000	372,931				-	372,931	added 5/27/09
32	VINE Route 11	NCTPA	Extend operation of VINE rural connector service (route 11) between Calistoga and Santa Rosa				-	-			-	-	added 12/16/09, (n) revised 12/19/12
33	Bus passenger accommodations	NCTPA	Provide for the purchase and installation of 14 bus shelters and benches, 21 stand-alone benches, and 21 up-Valley iStops with seating				-		178,992		178,992	178,992	revised 2/24/10
34	Agricultural Worker Vanpool Program	NCTPA	Operating Assistance to implement the Napa County Agriculture Worker Vanpool Program. Vouchers will be used to offset the participant's cost of riding the vanpool.			35,000	35,000			135,000	135,000	170,000	(f) added 07/28/10, revised 11/16/11
35	VINE Express Route 29	NCTPA	Operating assistance for Route 29 between the northern border of the City of Napa and Calistoga				-	70,688			70,688	70,688	(n) added 12/19/12
<b>County Bid Target</b>				<b>322,931</b>	<b>274,290</b>	<b>84,494</b>	<b>681,715</b>	<b>70,688</b>	<b>178,992</b>	<b>135,000</b>	<b>384,680</b>	<b>1,066,395</b>	
<b>Proposed Programming</b>				<b>322,931</b>	<b>274,290</b>	<b>85,000</b>	<b>682,221</b>	<b>70,688</b>	<b>178,992</b>	<b>135,000</b>	<b>384,680</b>	<b>1,066,901</b>	
<b>Unprogrammed Balance</b>				<b>-</b>	<b>-</b>	<b>(506)</b>	<b>(506)</b>	<b>-</b>	<b>-</b>	<b>-</b>	<b>-</b>	<b>(506)</b>	



**Second-Cycle Lifeline Program of Projects - Tier 1 & 2 (FY 2009-2011)**

#	Project	Project Sponsor	Project Description	Tier 1 Funding Sources			Tier 1 Total	Tier 2 Funding Sources			Tier 2 Total	TOTAL Lifeline Funding	Notes
				STA	1B	JARC		STA	1B	JARC			
<b>San Mateo</b>													
44	East Palo Alto (EPA) Youth Shuttle, Mobility Manager, Bus Shelters, Shuttle Operations	City of East Palo Alto	This project contains 4 elements - (1) Maintain East Palo Alto Youth Shuttle (2) Maintain funding for EPA Mobility Manager (3) Improve up to 4 EPA bus stop shelters, benches and amenities (4) Plan for shuttle operations for the Dumbarton Rail station area plan	207,454	72,000	139,393	418,847			80,912	80,912	499,759	revised 12/16/09
45	Bayshore Shuttle Service	Daly City	Implement a free circulator shuttle service connecting Daly City's Bayshore neighborhood with transit and essential destinations in western Daly City. The shuttle will operate 10 hours on weekdays, expanding in the second year to add 6 hours of service on weekends.	368,929			368,929	(32,012)		144,097	112,085	481,014	(g) revised 07/28/10
46	Route 280	Samtrans	Maintain Route 280, which serves CalWorks clusters and essential destinations for the residents of East Palo Alto.	415,935			415,935	31,211			31,211	447,146	revised 07/28/10
47	Route 17	Samtrans	Maintain Route 17, which serves the Half Moon Bay area, to add service during the peak commute period, new Sunday service and extended evening hours.	356,393			356,393	72,029			72,029	428,422	revised 12/16/09, 2/24/10
48	Van purchase and operations for shelter resident transportation	Shelter Network	Purchase van and provide on-demand service for residents of four homeless shelters in San Mateo County.		28,000	64,430	92,430			7,820	7,820	100,250	
49	Fixed-Route 17 Bus Procurement	Samtrans	Bus purchase for Route 17		900,000		900,000				-	900,000	added 5/27/09
50	Senior Service bus/van purchase	Pacifica	Purchase of a replacement, 20 passenger wheel chair accessible bus to transport seniors (majority are low-income) and disabled adults to/from the Senior Center, for local outing, shopping trips and medical appointments.				-	6,000	56,221		62,221	62,221	(h) added 12/16/09
51	Belle Air Parking Lot modification	San Bruno	Curve correction and street elevation adjustments to accommodate public transit bus service near Belle Air Elementary School. Additional improvements include parking lot reconfiguration, sign installations, striping, sidewalk installation, driveway improvements, curb ramps, and bus shelters to accommodate pedestrians.				-	6,000	151,251		157,251	157,251	(h) added 12/16/09
52	Senior shuttle bus	San Bruno	Purchase of a replacement, 20 passenger wheelchair accessible bus to improve low-income elderly transportation to the Senior Center. This bus will also be used to provide low-income children transportation to the Recreation Center.				-	6,000	100,000		106,000	106,000	(h) added 12/16/09
53	Sidewalks, solar bus shelters, curb ramps	San Bruno	The project involves the installation of wider sidewalk, solar powered lighted bus shelters and accessible curb ramps adjacent to and leading to SamTrans bus stops in the City of San Bruno. The project intends to improve access for people with disabilities and improve safety and the physical environment at bus stops.				-	6,000	201,600		207,600	207,600	(h) added 12/16/09
54	Countywide Low-Income Bus Tickets	San Mateo County HSA	Provide bus tokens, bus tickets and bus passes for low-income families, and individuals participating in self-sufficiency and family strengthening activities.				-	200,000			200,000	200,000	(h) revised 7/28/10
55	Bayshore Bus Stop Improvements	Daly City	Provide a new bus shelter and access improvements for the SamTrans southbound bus stop on Bayshore Boulevard, just south of Geneva Avenue.				-		187,181		187,181	187,181	(h) added 2/24/10
56	Bus Stop Improvements in Communities of Concern	SamTrans	Provide for the improvement of bus stops in select locations throughout communities of concern.				-		196,867		196,867	196,867	(h) added 2/24/10
<b>County Bid Target</b>				1,348,711	1,145,565	203,823	2,698,099	295,228	747,555	232,829	1,275,612	3,973,711	
<b>Proposed Programming</b>				1,348,711	1,000,000	203,823	2,552,534	295,228	893,120	232,829	1,421,177	3,973,711	
<b>Unprogrammed Balance</b>				-	145,565	-	145,565	-	(145,565)	-	(145,565)	-	







**Second-Cycle Lifeline Program of Projects - Tier 1 & 2 (FY 2009-2011)**

#	Project	Project Sponsor	Project Description	Tier 1 Funding Sources			Tier 1 Total	Tier 2 Funding Sources			Tier 2 Total	TOTAL Lifeline Funding	Notes
				STA	1B	JARC		STA	1B	JARC			
<b>Sonoma County</b>													
78	Bus purchase	Santa Rosa CityBus	Bus purchase for Roseland service improvements on Routes 9 and 14		483,744		483,744		331,662		331,662	815,406	revised 2/24/09
79	Route 19	Santa Rosa CityBus	Sustain and enhance Route 19 in Roseland	394,117		130,872	524,989	120,555		155,674	276,229	801,218	revised 07/28/10
80	Natural gas coach purchase	Sonoma County Transit	Purchase of 14 natural gas coaches for high-density routes (60, 22, 42 and 20) serving low-income areas		483,744		483,744		331,661		331,661	815,405	revised 2/24/10
81	Existing bus service	Sonoma County Transit	Sustain existing service on Routes 20/22, 30, 42, 44/48 and 60	632,389			632,389	113,823			113,823	746,212	revised 12/16/09
82	Existing bus service	Petaluma Transit	Sustain existing city-wide service	141,365			141,365				-	141,365	
83	Bus replacement	Healdsburg Transit	Funds to replace the old fixed-route mini bus		49,000		49,000	-			-	49,000	
84	Existing bus service	Healdsburg Transit	Sustain existing city-wide service	28,872			28,872	6,366			6,366	35,238	revised 12/16/09
85	County transit plan	Sonoma County Human Services	Transit plan to promote community awareness of transit and foster collaborative efforts				-	21,219			21,219	21,219	added 12/16/09
86	Expanded service hours for Routes 1, 2, and 3	Petaluma Transit	Operating assistance to provide transit service to employment opportunities for low-income individuals. Transit routes 1, 2, and 3 will expand service hours to accommodate Saturday retail employees.			50,000	50,000			251,150	251,150	301,150	(c) added 07/28/10, revised 11/16/11
<b>County Bid Target</b>				1,196,743	1,016,488	181,331	2,394,562	261,963	663,323	407,515	1,332,801	3,727,363	
<b>Proposed Programming</b>				1,196,743	1,016,488	180,872	2,394,103	261,963	663,323	406,824	1,332,110	3,726,213	
<b>Unprogrammed Balance</b>				-	-	459	459	-	-	691	691	1,150	
<b>Regional Grand Totals</b>													
<b>Lifeline Program Revenue Sources</b>				18,318,253	16,812,399	3,175,176	38,305,828	4,158,139	10,528,943	4,203,907	18,890,989	57,196,817	
<b>Total Proposed Programming</b>				18,318,254	16,666,834	3,175,135	38,160,223	4,158,138	10,674,507	4,203,216	19,035,861	57,196,084	
<b>Unprogrammed Balance</b>				(1)	145,565	41	145,605	1	(145,564)	691	(144,872)	733	

**Notes**

- (a) Alameda County received a \$5,098,588 advance of their Tier 1 Prop 1 B funds in FY08. The funds and projects shown here were applied for in April 2008. Allocation of \$270,954 of Proposition 1B funds from from Ashby BART station elevator to MacArthur BART Station Plaza Improvement is conditioned upon approval from the Alameda County Transportation Commission in December 2012.
- (b) Includes \$57,977 in Small Urbanized Area JARC funds administered by Caltrans in Tier 1 and \$130,000 in Tier 2.
- (c) JARC funds part of the Small Urbanized Area program administered by Caltrans.
- (d) Golden Gate Transit will claim the funds for these projects. Totals include administration costs.
- (e) Moved from Tier 2 to Tier 1, May 2009.
- (f) AC Transit will claim the funds for these projects.
- (g) Tier 1 STA amount partially backfilled with Tier 2 JARC to meet sponsor's original funding request and make additional Tier 2 STA available to other projects.
- (h) SamTrans will claim the funds for these projects. Tier 2 STA amounts are for SamTrans' administration costs.
- (i) MTA will claim the funds for this project. Approval of this project is subject to project sponsor securing the necessary easements.
- (j) JARC funds part of the Small Urbanized Area JARC funds administered by Caltrans in Tier 1 and \$323,225 in Tier 2.
- (k) \$165,359 of the total Large Urbanized Area JARC funds awarded in Tier 2 were reprogrammed in Res. 3788 due to discontinuation of another First Cycle Lifeline project in Santa Clara County. The Tier 2 JARC amount available for MTC to encumber in this Resolution is \$343,450.
- (l) JARC funds part of the Small Urbanized Area JARC funds administered by Caltrans.
- (m) Allocation of \$35,000 in JARC funds from San Leandro LINKS Shuttle to Neighborhood Bike Centers is conditioned upon approval from the Alameda County Transportation Commission.
- (n) \$70,688 in STA funds transferred from VINE Route 11 and reprogrammed to VINE Route 29 in December 2012.
- (o) On 4/22/15, \$216,000 in Lifeline Cycle 2 Proposition 1B funds were removed from the San Bruno Transit Preferential Streets (TPS) project and programmed to the Potrero Hill Pedestrian Safety and Transit Stop Improvements project. The San Bruno TPS project never received the \$216,000 in FY2009-10. Proposition 1B funds that were programmed to the project, the San Bruno TPS project is instead being funded as part of SEMENTA's Muni Forward project and the \$216,000 in FY2009-10 funds were advanced to the Urban Core category from the Lifeline category in May 2011 in order to accommodate urgent funding needs of the Central Subway project. SEMENTA has confirmed that in April 2015, the \$216,000 will be returned to the Lifeline category using SEMENTA's FY2015 Revenue-Based PTMISEA funds (see MTC Resolution Nos. 3880, Revised and 4179, Revised).

Date: March 25, 2015  
W.I.: 1311  
Referred by: PAC  
Revised: 04/22/15-C

ABSTRACT

Resolution No. 4179, Revised

This resolution adopts the FY2013-14 through FY2015-16 Program of Projects for MTC's Cycle 4 Lifeline Transportation Program, funded with State Transit Assistance (STA), Proposition 1B Transit, and FTA Section 5307 Urbanized Area/Job Access Reverse Commute (JARC) funds. The initial program consists of \$4.9 million in Proposition 1B Transit funds programmed to AC Transit, NCTPA and CCCTA. This resolution will be amended to add the remainder of the Cycle 4 program in April 2015.

The evaluation criteria established in Resolution 4159 were used by the local entities administering the program to develop the program of projects.

The following attachments are provided with this resolution:

Attachment A — Cycle 4 Lifeline Transportation Program of Projects -  
FY2014 - FY2016

This resolution was amended on April 22, 2015 to add approximately \$59 million in programming for STA, 5307/JARC and Proposition 1B projects.

Further discussion of this action is contained in the Programming and Allocations Committee summary sheets dated March 11, 2015 and April 8, 2015.

Date: March 25, 2015  
W.I.: 1311  
Referred by: PAC

RE: Cycle 4 Lifeline Transportation Program of Projects – FY2014 – FY2016

METROPOLITAN TRANSPORTATION COMMISSION  
RESOLUTION NO. 4179

WHEREAS, the Metropolitan Transportation Commission (MTC) is the regional transportation planning agency for the San Francisco Bay Area pursuant to Government Code § 66500 et seq.; and

WHEREAS, MTC adopted Resolution 4159, which establishes program guidelines to be used for the funding and oversight of the Cycle 4 Lifeline Transportation Program, Fiscal Years 2014-2016; and

WHEREAS, MTC used the process and criteria set forth in Attachment A of Resolution 4159 to fund a Program of Projects for the Cycle 4 Lifeline Transportation Program with State Transit Assistance (STA), Proposition 1B Transit, and Section 5307 Urbanized Area/Job Access Reverse Commute (JARC) funds; and

WHEREAS, the Cycle 4 Lifeline Transportation Program of Projects is set forth in Attachment A of this resolution, attached hereto and incorporated herein as though set forth at length; now therefore be it

RESOLVED, that MTC approves the Program of Projects for the Cycle 4 Lifeline Transportation Program, as set forth in Attachment A of this resolution; and be it further

RESOLVED, that the Executive Director shall forward a copy of this resolution, and such other information as may be required, to the Governor, Caltrans, and to such other agencies as may be appropriate.

METROPOLITAN TRANSPORTATION COMMISSION



---

Dave Cortese, Chair

The above resolution was entered into by the Metropolitan Transportation Commission at a regular meeting of the Commission held in Oakland, California, on March 25, 2015.

### Cycle 4 Lifeline Transportation Program of Projects (FY 2014-2016)

#	Project	Project Sponsor	Project Description	Fund Source				TOTAL Lifeline Funding	Notes
				1B	STA (95%) <sup>1</sup>	STA (5% Conting.) <sup>1</sup>	5307/JARC		
<b>Alameda County</b>									
1	Preservation of Existing Services in Communities of Concern	AC Transit	The Lifeline funds will be used to restructure and/or continue existing service to several key Communities of Concern in the Southern, Central and Northern portions of Alameda County. Project routes to be funded include Lines 31, 40, 45, 62, 98, 800 and 801. Request is for 3 years of service.		3,583,129		1,416,871	<b>5,000,000</b>	
2	A Quicker, Safer Trip to the Library to Promote Literacy	Oakland Public Library, City of Oakland (via BART)	"A Quicker, Safer Trip to the Library to Promote Literacy" will transport preschool and kindergarten students, teachers and interested parents by bus to the West Oakland Library for story time and to check out library books. Program will transport approximately 7 classes per week to the library by bus. Request is for 3 years of program operations.		249,813			<b>249,813</b>	
3	Ashland and Cherryland Transit Access Improvements	Alameda County Public Works (via AC Transit)	This capital project will close gaps in existing sidewalks to improve the pedestrian access to transit routes, and subsequently to jobs, in the Ashland and Cherryland unincorporated areas. The project areas are along 164th Avenue between 14th St and Liberty Ave and on Blossom Way between Meekland and Haviland Aves. The project will also provide needed bus shelters.		450,000			<b>450,000</b>	
4	Additional Preservation of Existing Services in Communities of Concern	AC Transit	The Lifeline funds will be used to restructure and/or continue existing service to several key Communities of concern in the Southern, Central and Northern portions of Alameda County. Project routes to be funded include Lines 1/1R, 14, 73, and 88. Request is for 3 years of service.		1,740,785	349,062		<b>2,089,847</b>	
5	WHEELS Route 14 Operating Assistance	LAVTA	The WHEELS Route 14 provides essential transportation service to residents and employees of the Central District of Livermore by connecting low-income communities to employment opportunities and regional transportation services via the Livermore Transit Center. Funding request is for Rte 14 operations which has previously received both Lifeline and JARC funding. Request is for 2 years of service.		388,467		129,033	<b>517,500</b>	
6	City of Oakland Broadway Shuttle	City of Oakland (via AC Transit)	The B Shuttle provides a key "last-mile" link in downtown Oakland to AC Transit's Uptown Transit Center, two BART stations, Amtrak Capitol Corridor and the SF Bay Ferry. The Broadway Shuttle currently operates Monday-Thursday 7am-10pm; Friday 7am-1am; and Saturday 6pm-1am, every 10-15 minutes. Daytime service runs between Embarcadero West (Jack London Square) and Grand Avenue. After 7pm, service runs between Jack London Square and 27th Street. Request is for 3 years of program operations.				405,368	<b>405,368</b>	
7	Operations Support for Route 2	Union City Transit, City of Union City	Service operations for Route 2, the main east-west route in the area that connects the Union City Intermodal Station with job centers along the Whipple Road corridor. The route runs six days a week from approximately 5:15am to 10pm weekdays and 7:30am to 7pm on Saturdays. The Lifeline request is for 3 years of service.		220,000			<b>220,000</b>	
8	Transit Center Upgrades and Improvements	LAVTA	Repair and improve facilities and external amenities at the Livermore Transit Center. The Transit Center serves as an intermodal local and regional connection providing residents with access to jobs, services, and community opportunities. LAVTA's 2007 ridership study shows that 41% of Wheels riders report a household income below \$15,000. For riders identifying transit as their sole mode of transportation, the low income ridership number rises to 58%.	125,625				<b>125,625</b>	
9	19th Street Wayfinding and Lighting	BART	Project will provide wayfinding signage throughout 19th Street Station and LED pedestrian lighting at 19th Street Station entrances. Distribute 100+ signs at the street, concourse, mid-platform, and lower platform levels at 19th Station. This is almost double the number of signs required at most BART stations, as this station has an extra platform level. Project will also include six street-level station identification pylons; and real-time transit displays and transit information displays at the concourse level.	2,072,000				<b>2,072,000</b>	

County Bid Target	N/A*	6,632,194	349,062	1,951,272	
Proposed Programming	2,197,625	6,632,194	349,062	1,951,272	11,130,153
Unprogrammed Balance	N/A*	-	-	-	-

**Cycle 4 Lifeline Transportation Program of Projects (FY 2014-2016)**

#	Project	Project Sponsor	Project Description	Fund Source				TOTAL Lifeline Funding	Notes
				1B	STA (95%) <sup>1</sup>	STA (5% Conting.) <sup>1</sup>	5307/JARC		
<b>Contra Costa County</b>									
10	Preserve Operations in Community of Concern	County Connection (CCCTA)	Maintain existing service on Routes 11, 14, 16, 18, 19, 311, 314, 316. These routes provide basic transportation services to County Connection riders, 35 percent of whom are low income. All lines serve and/or are predominantly located in Communities of Concern. All lines presently provide service to employment, services, retail, schools, health care and coordination to BART stations. Funding this project would preserve existing headways and service span.		1,162,836	61,202	375,962	<b>1,600,000</b>	
11	Route 200 and 201	Tri Delta Transit	Provide continued and expanded service between Bay Point (Community of Concern) and central Concord and Martinez. Participation in the Bay Point community Based Transportation Planning exercise, the CC County Low-Income Transportation Plan and the TEACH workshops in Bay Point led to the development of Route 201 and changes to Route 200 to better serve that community.		810,250	42,645	347,105	<b>1,200,000</b>	
12	Preserve Operations in Community of Concern	AC Transit	Maintain existing service on Lines 71, 76, 376, 800. These routes provide basic transportation services to AC Transit riders, 70 percent of whom are low income. All lines serve and/or are predominantly located in Communities of Concern. All lines presently provide service to employment, services, retail, schools, health care and coordination to BART stations. Funding this project would preserve existing headways and service span.		1,999,404	105,232	245,364	<b>2,350,000</b>	
13	C3 Operations	WestCAT	Increase frequency on Route C3, which operates between Hercules Transit Center and Contra Costa College in San Pablo. The Lifeline funding under this grant would allow WestCAT to decrease headways from 60 minutes to 30 minutes. WestCAT estimates the increased service will increase low income ridership 35-40% or approximately 26,000 new low income passenger trips annually.		221,432	11,654	245,363	<b>478,449</b>	
14	City of Concord - Bus Stop Access Improvements	County Connection (CCCTA)	Improve access to five (5) bus stops in the Monument Corridor. Improvements include: reconstructing concrete sidewalks, reconstructing driveways, installing red curb, installing concrete surfaces (pedestrian landings), reconstructing ADA ramps, installing concrete bus pads, installing pedestrian scale light posts, and adding street furniture including shelters and benches to improve the safety and accessibility of existing County Connection bus stops.	255,194				<b>255,194</b>	
15	Replacement and Expansion Vehicles	Tri Delta Transit	Bus (fixed route and dial-a-ride) replacement and expansion vehicles for enhancements to route 200 and 201 serving Antioch, Pittsburg and Martinez.	178,754				<b>178,754</b>	
16	Dial-A-Ride Vehicle Replacements	WestCAT	Replacement of Dial-A-Ride Vehicles	81,113				<b>81,113</b>	
17	Lighting Enhancements at El Cerrito del Norte Station	BART	Pedestrian scale lighting and wayfinding along the Ohlone Greenway and into the El Cerrito del Norte Station to improve safety and security in the station area and to and from the faregates.	1,312,326				<b>1,312,326</b>	
				<b>County Bid Target</b>	<b>N/A*</b>	<b>4,193,922</b>	<b>220,733</b>	<b>1,213,794</b>	
				<b>Proposed Programming</b>	<b>1,827,387</b>	<b>4,193,922</b>	<b>220,733</b>	<b>1,213,794</b>	<b>7,455,836</b>
				<b>Unprogrammed Balance</b>	<b>N/A*</b>	<b>-</b>	<b>-</b>	<b>-</b>	



**Cycle 4 Lifeline Transportation Program of Projects (FY 2014-2016)**

#	Project	Project Sponsor	Project Description	Fund Source				TOTAL Lifeline Funding	Notes
				1B	STA (95%) <sup>1</sup>	STA (5% Conting.) <sup>1</sup>	5307/JARC		
<b>Marin County</b>									
18	Novato Transit Facility at Redwood Boulevard and Grant Avenue	GGBHTD/Marin Transit	Redesign and upgrade the bus facility at Redwood Boulevard and Grant Avenue. The improvements reconfigure the two stops into one location to improve pedestrian safety and transit operations by installing new shelters, security lighting, and other bus stop amenities	787,196				787,196	
<b>County Bid Target</b>				<b>787,196</b>	<b>767,786</b>	<b>40,410</b>	<b>222,210</b>		
<b>Proposed Programming</b>				<b>787,196</b>	<b>-</b>	<b>-</b>	<b>-</b>	<b>787,196</b>	
<b>Unprogrammed Balance</b>				<b>-</b>	<b>767,786</b>	<b>40,410</b>	<b>222,210</b>	<b>1,030,406</b>	
<b>Napa County</b>									
19	Operating Assistance	NCTPA	Continue VINE Transit fixed route service. The operating assistance will address numerous issues listed in the community based transportation plan, specifically improving travel times, connectivity between routes, frequency of buses, and on-time performance.		395,503	31,342	290,657	717,502	
20	Computer-Aided Dispatch (CAD)/Automatic Vehicle Location (AVL) Project	NCTPA	Napa VINE identified the need to implement technological tools to assist in managing their operations and serving their customers through the collection, analysis and dissemination of reliable data on its existing fleet of transit vehicles. Based on this high priority need, Napa VINE will deploy a state-of-the-art Automatic Vehicle Location (AVL) System and Computer-Aided Dispatch (CAD) for fixed route and demand response fleets of vehicles.	299,070				299,070	
<b>County Bid Target</b>				<b>N/A*</b>	<b>595,503</b>	<b>31,342</b>	<b>290,657</b>		
<b>Proposed Programming</b>				<b>299,070</b>	<b>395,503</b>	<b>31,342</b>	<b>290,657</b>	<b>1,016,572</b>	
<b>Unprogrammed Balance</b>				<b>N/A*</b>	<b>200,000</b>	<b>-</b>	<b>-</b>	<b>200,000</b>	

**Cycle 4 Lifeline Transportation Program of Projects (FY 2014-2016)**

#	Project	Project Sponsor	Project Description	Fund Source				TOTAL Lifeline Funding	Notes
				1B	STA (95%) <sup>1</sup>	STA (5% Conting.) <sup>1</sup>	5307/JARC		
<b>San Francisco County</b>									
21	Potrero Hill Pedestrian Safety and Transit Stop Improvements	SFMTA	Improve pedestrian safety, transit access, and a sense of place by defining pedestrian bulbouts with high-impact planting barriers at five intersections in the Potrero Terrace and Annex Public Housing sites (25th at Connecticut and Texas-Dakota; 23rd at Dakota-Missouri and Arkansas, and Missouri at Watchman Way), as recommended through the Potrero Hill Neighborhood Transportation Plan efforts. This space will shorten crossing distances; force traffic to make slower turns; and create space for temporary bus bulbs, seating, and plantings.	See footnote (3)	159,854			159,854	(3)
22	Expanding Late Night Transit Service to Communities in Need	SFMTA	Support emerging recommendations from the Late Night Transportation Study by improving late-night Owl transit service in key communities of concern for three years by: (1) upgrading the 108-Treasure Island Owl frequency; (2) closing gaps in the Owl network through short lines of the 48-Quintara/24th Street (Mission to Dogpatch) and 44-O'Shaughnessy (Bayview to Glen Park); (3) investing in additional service hours, maintenance and supervision in the existing Owl Network to improve performance; and (4) increasing the number of real-time information displays for late-night customers.		3,511,930	193,252	1,062,678	4,767,860	
23	Van Ness Bus Rapid Transit (BRT)	SFMTA	The Van Ness BRT project calls for dedicated bus lanes on Van Ness Avenue from Lombard to Mission streets, mainly used by Muni's 49 and 47 lines and Golden Gate Transit. All-door boarding, elimination of most left turns, transit signal priority, and traffic signal optimization will help reduce transit travel time on the corridor by as much as 33 percent. Strengthening transit along this two-mile stretch of Van Ness will also positively affect the efficiency of connecting routes. In addition, pedestrian improvements, signal upgrades, new streetlights, new landscaping, and roadway resurfacing will be implemented throughout the corridor to improve safety and aesthetics.	6,189,054				6,189,054	
24	Wayfinding Signage and Pit Stop Initiative	BART	Install wayfinding signage at the 16th/Mission and 24th/Mission Stations, similar to those recently installed in the downtown San Francisco stations. In addition, provide high quality portable toilets and sinks with solar-powered lighting, used needle receptacles, and dog waste stations at the 16th/Mission and Civic Center stations through the San Francisco Public Works' Pit Stop Initiative. The scope includes one year of service to operate and monitor the facility Tuesday through Friday from 2 pm to 9 pm.	1,220,326				1,220,326	

County Bid Target	N/A*	3,671,784	193,252	1,062,678	
Proposed Programming	7,409,380	3,671,784	193,252	1,062,678	12,337,094
Unprogrammed Balance	N/A*	-	-	-	-

**Cycle 4 Lifeline Transportation Program of Projects (FY 2014-2016)**

#	Project	Project Sponsor	Project Description	Fund Source				TOTAL Lifeline Funding	Notes
				1B	STA (95%) <sup>1</sup>	STA (5% Conting.) <sup>1</sup>	5307/JARC		
<b>San Mateo County</b>									
25	San Mateo County Transportation Assistance for Low-Income Residents	San Mateo County Human Services Agency (via SamTrans local agency fund exchange)	Provide bus tokens, bus tickets and bus passes for low income families and individuals participating in Self-Sufficiency and Family Strengthening activities such as: employment seeking, employment workshops, skill based training programs, emergency and health related needs, parenting skills workshops, anger management classes, and family counseling.		350,000			350,000	
26	Operating Support for Fixed Route 17 and SamCoast Service	SamTrans	Continue funding transit operations on the coastside of San Mateo County: (1) Expanded service on Route 17. The existing Lifeline-funded expanded service provides service to Montara, additional peak commute period service, Sunday service, and later evening hours 7 days a week; (2) SamCoast, a general public demand response system on the coastside of San Mateo County centered in Pescadero.		905,326	129,954		1,035,280	
27	Menlo Park Midday Shuttle	City of Menlo Park (via SamTrans)	Operate the Menlo Park Midday Shuttle, which has been providing the Belle Haven community and other neighborhoods with reliable local transit since 1998. The shuttle primarily serves the low income community by providing access to essential destinations not otherwise available.		354,100			354,100	
28	Daly City Bayshore Shuttle	City of Daly City (via SamTrans)	Provide a circulator shuttle service connecting the Bayshore neighborhood in Daly City with transit and important destinations in the western portion of Daly City. The shuttle is free for passengers and operates ten hours per day on weekdays and will operate for six hours per day on weekends.		559,704			559,704	
29	Mobility Management/Transportation Voucher Program	Outreach & Escort, Inc.	Provide mobility management services and transportation vouchers to seniors, veterans & individuals with disabilities to access mobility options offered by third-parties including nonprofit transportation providers, volunteer driver programs, taxis, etc. Vouchers address travel for urgent, basic needs trips. Project targets residents of Communities of Concern and areas with CBTP's.		300,000			300,000	
30	Expansion of Fixed Route 122	SamTrans	Route 122 provides trips for customers between San Mateo County and the Stonestown Shopping Center. Currently, the service ends before the Center closes, so Center employees cannot ride public transit home after work. JARC funds will be used to expand Route 122 service so that service is available for Center workers to return home after work and provide additional trips for customers. Sam Trans will add approximately 5.4 hours to daily weekday and Saturday service and 1.1 hours for Sunday service.				439,400	439,400	
31	Fixed Route Bus Procurement	SamTrans	Replace the articulated bus fleet, which has reached the end of its useful life. Replacement vehicles will provide reliable bus service to the County's most at-risk populations. The majority of Sam Trans riders are low income and are dependent on public transportation to meet their daily transportation needs. The mean household income of the average SamTrans bus rider is \$36K per year; only 26% of all SamTrans riders own or have access to a car.	1,230,533			275,209	1,505,742	

County Bid Target	N/A*	2,469,130	129,954	714,609	
Proposed Programming	1,230,533	2,469,130	129,954	714,609	4,544,226
Unprogrammed Balance	N/A*	-	-	-	-

**Cycle 4 Lifeline Transportation Program of Projects (FY 2014-2016)**

#	Project	Project Sponsor	Project Description	Fund Source				TOTAL Lifeline Funding	Notes
				1B	STA (95%) <sup>1</sup>	STA (5% Conting.) <sup>1</sup>	5307/JARC		
<b>Santa Clara County</b>									
32	Vehicle Loan Program - Santa Clara County	Peninsula Family Service (via Santa Clara VTA)	Provide low-interest auto loans to individuals who are unable to access affordably priced consumer loan financing. The loans, coupled with financial education and credit repair assistance, help address transportation barriers so that individuals can pursue efforts at self-sufficiency, including work, education, asset building, and job training.				689,629	<b>689,629</b>	
33	Family Transportation Services	Outreach & Escort, Inc.	Provide a range of no-cost transportation alternatives for Cal Works participants, veterans, older adults and other low-income individuals to assist them in finding and retaining employment. Services include: door-to-door rides to work, training, school and/or support services; support of public transit use; and vehicle repairs. This program offers a menu of subprograms referred to as Guaranteed Ride Program, Jump Start, and Mobility Management.		1,000,000	356,388	1,308,909	<b>2,665,297</b>	
34	Senior Transportation & Resources	Outreach & Escort, Inc.	Provide door-to-door transportation and other mobility alternatives that prevent isolation and enable the County's older adults, veterans and persons with disabilities to maintain their necessary schedules and appointments with a sense of independence. A major component of this project is the cooperative working relationships with senior centers that resulted in a successful shared ride program. The demand-response rides offer individual transportation options with enrollment and advance scheduling. The program offers individualized transportation planning, especially for use of public transit.		3,600,000			<b>3,600,000</b>	
35	Together We Ride	Outreach & Escort, Inc.	Provide transportation assistance to homeless individuals and families, veterans, emancipated foster youth, persons with disabilities and other vulnerable populations in the County's Communities of Concern. The program offers demand-response (dial-a-ride) services not available by fixed route public transit; individualized public transit transportation plans; shared rides/carpools; group trips; and mobility management. These services are provided at no-cost to low-income riders every day of the year.		2,171,361			<b>2,171,361</b>	
36	Replacement Vehicles	VTA	Purchase 60-ft articulated hybrid diesel-electric buses to replace the existing articulated bus fleet. These vehicles will provide mobility to transit dependent riders on VTA's most heavily used routes by expanding the fleet and replacing aging diesel buses with hybrid buses.	4,832,062				<b>4,832,062</b>	
<b>County Bid Target</b>				N/A*	<b>6,771,361</b>	<b>356,388</b>	<b>1,998,538</b>		
<b>Proposed Programming</b>				<b>4,832,062</b>	<b>6,771,361</b>	<b>356,388</b>	<b>1,998,538</b>	<b>13,958,349</b>	
<b>Unprogrammed Balance</b>				N/A*	-	-	-	-	



**Cycle 4 Lifeline Transportation Program of Projects (FY 2014-2016)**

#	Project	Project Sponsor	Project Description	Fund Source				TOTAL Lifeline Funding	Notes
				1B	STA (95%) <sup>1</sup>	STA (5% Conting.) <sup>1</sup>	5307/JARC		
<b>Sonoma County</b>									
48	Weekend Service	Petaluma Transit	Project will support continued fixed route bus service on Saturday and Sunday for two years, in order to meet the needs of riders who have employment and other weekend travel needs.		270,360	14,229	76,934	<b>361,523</b>	
49	Lifeline Vehicle Replacement	Santa Rosa CityBus	Project includes partial funding for the replacement of up to ten (10) fixed route buses in the aging Santa Rosa CityBus fleet. Procuring new buses would allow Santa Rosa CityBus to further enhance rider experience not only on Lifeline routes but the system as a whole.	671,975			162,506	<b>834,481</b>	
50	Roseland Lifeline Operations	Santa Rosa CityBus	Project will support continued operations of Lifeline transit routes serving the Roseland community of the City of Santa Rosa and unincorporated Sonoma County. The need for higher levels of transit service in Roseland was identified in the Roseland Community Based Transportation Plan completed in 2007.		800,881	42,152		<b>843,033</b>	
51	CNG Bus Purchase	Sonoma County Transit	Project will assist with the purchase of two compressed natural gas (CNG) transit coaches. The new CNG buses would be deployed on routes primarily serving the Healdsburg, Lower Russian River and Sonoma-Springs CBTP areas. The timely replacement of Sonoma County Transit's CNG buses ensures comfortable and reliable public transit service throughout the fixed-route system.	373,086	300,973	15,841	173,388	<b>863,288</b>	
52	Feeder Bus Service in Healdsburg, Lower Russian River and Sonoma-Springs CBTP Areas	Sonoma County Transit	Project will implement expanded feeder bus service during peak commute times on routes providing service within the Healdsburg, Lower Russian River and Sonoma – Springs CBTP areas. Expanded feeder service on SCT's routes 20, 22, 26, 30, 40, 60, and 62 will be designed to provide connections to SMART's service and provide enhanced peak commute service between various outlying low-income areas and where the majority of jobs and services are located within the cities of Santa Rosa and Petaluma.		938,416	49,390		<b>987,806</b>	
				<b>County Bid Target</b>	<b>1,045,061</b>	<b>2,310,630</b>	<b>121,612</b>	<b>412,828</b>	
				<b>Proposed Programming</b>	<b>1,045,061</b>	<b>2,310,630</b>	<b>121,612</b>	<b>412,828</b>	<b>3,890,131</b>
				<b>Unprogrammed Balance</b>	<b>-</b>	<b>-</b>	<b>-</b>	<b>-</b>	<b>-</b>

### Cycle 4 Lifeline Transportation Program of Projects (FY 2014-2016)

#	Project	Project Sponsor	Project Description	Fund Source				TOTAL Lifeline Funding	Notes
				1B	STA (95%) <sup>1</sup>	STA (5% Conting.) <sup>1</sup>	5307/JARC		
<b>Multi-County &amp; Regional Projects</b>									
53	Vehicle Replacements	AC Transit	Replacement vehicles to be used District-wide. Newer fleet will ensure improved AC Transit Bus Service in Communities of Concern. This strategy meets the criteria of increased reliability of AC Transit service as discussed in multiple CBTPs.	4,299,828				4,299,828	
54	Regional Means-Based Fare Project	MTC	Potential development and implementation of a regional means-based transit fare program. In Lifeline Cycle 3, MTC set aside \$300,000 for Phase 1 of this project to develop the regional concept, including identifying who would be eligible, costs, funding, relationship to other discounts, and other policy elements. Depending on the results of the Phase 1 study, funds from this set-aside may be used for Phase 2 implementation activities. If the set-aside is not needed for Phase 2 of the Means-Based project, it would be used for other Lifeline projects.		665,000	35,000		700,000	
<b>Multi-County &amp; Regional Target</b>				N/A*	665,000	35,000	-		
<b>Proposed Programming</b>				4,299,828	665,000	35,000	-	4,999,828	
<b>Unprogrammed Balance</b>				N/A*	-	-	-	-	
<b>Regional Grand Totals</b>									
<b>Lifeline Program Revenue Sources</b>				24,827,359	29,952,522	1,576,448	8,977,695	65,334,024	
<b>Total Proposed Programming</b>				24,827,359	28,984,736	1,536,038	8,755,485	64,103,618	
<b>Unprogrammed Balance</b>				-	967,786	40,410	222,210	1,230,406	

\* In most cases, Proposition 1B Transit funds are allocated directly to transit operators by MTC. Upon concurrence from the applicable CMA, transit operators may program funds to any capital project that is consistent with the Lifeline Transportation Program and Notes

- (1) Because the STA amounts are continually changing, only 95 percent of each county's STA amount will be available to be claimed by project sponsors until further notice. The County Lifeline Program Administrators programmed 95 percent of their
- (2) Solano County projects are pending STA Board approval on April 15, 2015
- (3) On 4/22/15, the Potrero Hill Pedestrian Safety and Transit Stop Improvements was recommended to receive \$216,000 in Lifeline Cycle 2 Proposition 1B funds (see MTC Res. 3880, Revised and 3881, Revised). The \$216,000 in Lifeline Cycle 2 (FY2009-10) Prop 1B funds were advanced to the Proposition 1B Urban Core category by the Proposition 1B Lifeline category in 2011 and are now being repaid to the Lifeline category. SFCTA programmed the \$216,000 as part of their Cycle 4 programming effort, which is why the project is listed in both this resolution and in the Lifeline Cycle 2 resolution (MTC Res. 3881).